



P.O. Box 755
Big Bear City, CA 92314
(909) 585-3219
(909) 585-2900 fax
FlyBigBear.com

“The Big Bear Airport District provides Big Bear Valley with a safe, efficient and exceptional venue for aviation operations.”

REGULAR BOARD OF DIRECTORS MEETING

Big Bear Airport District
Wednesday, May 13, 2026
4:00 P.M.

Temporary Terminal Building – Board Room (501 Valley Blvd, Big Bear City, CA 92314)

BOARD MEMBERS:

Kam Lawrence, President
Marikay Lindstrom, Vice President
Steve Castillo
Darrell Gardner
Wesley Krause

Unless you are a public safety official, please turn off your cell phone or place it on vibrate mode during the Meeting.

This Agenda is prepared and posted pursuant to the requirements of the California Government Code Section 54954.2, which is a portion of California’s Open Meeting Law called the “Brown Act.” The agenda contains a brief, general description of each item of business that is to be discussed and/or transacted. Prior to acting on any Agenda item, the Board will consider public comments.

1. CALL TO ORDER

2. FLAG SALUTE

MISSION STATEMENT: The Big Bear Airport District serves the Big Bear Valley by providing a safe, efficient, and exceptional venue for aviation operations.

3. ROLL CALL AND INTRODUCTIONS

4. APPROVAL OF AGENDA

5. PUBLIC COMMENTS: A person wishing to comment on a non-Agenda item should approach the podium and wait for the President to recognize him/her. Unless otherwise provided for a specific item, all comments are limited to 3 minutes each with an overall total of 15 minutes. A speaker cannot allot their time to others.

Comments on Agenda items: Comments concerning matters on the agenda will be heard at the time the matter is considered.

Comments on non-Agenda Items: Comments concerning matters not on the agenda will be heard during the Public Comment section on the agenda. A speaker's comments should be within the subject matter jurisdiction of the Big Bear Airport District Board.

Please note that if you wish to address the Board on items not listed on the posted Agenda, the Brown Act does not allow Board discussion of such items because they are not on the agenda and thus were not publicly noticed. Therefore, the Board may only do the following: refer the matter to staff, ask for additional information or request a report back, or give a limited factual response. Your comments may be placed on the agenda for future discussion.

6. BIG BEAR AIRPORT'S PILOTS ASSOCIATION

7. CONSENT AGENDA

7.1. APPROVAL OF MEETING MINUTES – APRIL 8, 2026, REGULAR MEETING

7.2. YTD FINANCIAL REPORTS – MARCH 2026

8. PULLED CONSENT AGENDA ITEMS

9. BUSINESS MATTERS

9.1. REVIEW AND POSSIBLE APPROVAL OF FISCAL YEAR 2025-26 BUDGET AMENDMENT #2

9.2. AUTHORIZATION TO ISSUE A NOTICE TO PROCEED AND NEGOTIATE A PROFESSIONAL SERVICES AGREEMENT WITH VC3, INC. FOR INFORMATION TECHNOLOGY (IT) AND CYBERSECURITY SERVICES

9.3. REVIEW AND DISCUSSION OF FISCAL YEAR 2026-27 DISTRICT BUDGET (DRAFT #2)

9.4. AIRPORT REVENUE REVIEW AND DISCUSSION

Discussion and possible action regarding airport revenue, including analysis of existing revenue streams and identification of potential growth opportunities.

10. MANAGER'S REPORT

11. DIRECTOR'S COMMENTS

12. NEXT MEETING DATE:

Wednesday, June 10, 2026, at 4:00 p.m. – Regular Board of Directors Meeting
Location: Temporary Terminal Building

13. ADJOURNMENT

CERTIFICATION: I, Rebecca Cannon, Board Secretary of the Big Bear Airport District, do hereby certify that I posted a copy of the foregoing Agenda on May 9, 2026, at least 72 hours in advance of the Regular Board of Directors Meeting (Government Code Section 54954.2).



Rebecca Cannon
Board Secretary

The Big Bear Airport District ("District") Board Meeting area is handicapped accessible. Persons with disabilities can receive this Agenda in an alternative format and should call the Airport Office at (909) 585-3219. Notification of 48 hours prior to the Meeting will enable the District to make arrangements to assure accessibility to the Meeting. The Agenda is posted on the District's Website at www.flybigbear.com. If access to the Website is not available, copies may be obtained by calling the Airport Office.



MINUTES

REGULAR BOARD OF DIRECTORS MEETING

Wednesday, April 8, 2026

4:00 p.m.

*"The Big Bear Airport District serves the Big Bear Valley
by providing a safe, efficient, and exceptional venue for aviation operations"*

BOARD OF DIRECTORS

Kam Lawrence, President | Marikay Lindstrom, Vice President
Director Steve Castillo | Director Darrell Gardner | Director Wesley Krause

MEETING LOCATION

Temporary Terminal Building – 501 Valley Blvd, Big Bear City, CA 92314

1. **CALL TO ORDER:** President Lawrence called to order the Regular Meeting of the Big Bear Airport Board of Directors on Wednesday, April 8, 2026, at 4:00 p.m.
2. **FLAG SALUTE:** President Lawrence invited the Board and those present to join in the flag salute, and the salute followed.
3. **ROLL CALL AND INTRODUCTIONS:** Board Secretary, Rebecca Cannon, recorded the following:

 DIRECTORS PRESENT: President Lawrence, Vice President Lindstrom, Director Castillo, Director Krause, and Director Gardner.

 DIRECTORS ABSENT: None.

 OTHERS PRESENT: General Manager Ryan Goss, Administrative Manager Abby Darling, Administrative Assistant Ariel Valenzuela and Board Secretary Rebecca Cannon.
4. **APPROVAL OF AGENDA:** No changes. Approved by Consensus.
5. **PUBLIC COMMENTS:** None.
6. **BIG BEAR AIRPORTS PILOTS ASSOCIATION:** No report.
7. **CONSENT AGENDA**
 - 7.1. **APPROVAL OF MEETING MINUTES – MARCH 11, 2026, REGULAR MEETING**
 - 7.2. **APPROVAL OF MEETING MINUTES – APRIL 1, 2026, SPECIAL MEETING**

7.3. YTD FINANCIAL REPORTS – FEBRUARY 2026

Director Krause moved to approve the minutes of the Regular Board of Directors Meeting held on March 11, 2026, the minutes of the Special Board of Directors Meeting held on April 1, 2026, and to accept, for filing, the Year-to-Date Financial Reports for February 2026 as presented.

Vice President Lindstrom seconded the motion.

The motion passed, with all present board members voting AYE.

8. PULLED CONSENT AGENDA ITEMS: None.

9. BUSINESS MATTERS

9.1. REVIEW AND DISCUSSION OF FISCAL YEAR 2026-27 DISTRICT BUDGET (DRAFT #1)

General Manager Ryan Goss gave an overview of the Draft 2026-27 District Budget and responded to various questions from the Board Members. Discussion ensued, but no formal action was taken regarding the budget; this item will be brought back for further discussion at the next Regular Board of Directors Meeting.

10. MANAGERS' REPORT

In addition to reviewing the February operations report, General Manager Ryan Goss updated the Board on the progress of the new terminal building; informed the Board of a planned Cirrus fly-in scheduled for May 1; discussed an incident that took place on March 20th and ensured everyone that there were no injuries; updated the Board on the new AWOS installation project and reminded the Board and the public that the AWOS will be out of service at a minimum of seven (7) days; reviewed his involvement/presentation at the April 7th Big Bear Chamber of Commerce Power Breakfast; assured the Board that staff will be bringing a recommendation to begin the process of awarding a professional services agreement for IT and cybersecurity services at the Regular Board of Directors Meeting in May.

11. COMMITTEE REPORTS: None.

12. DIRECTOR'S COMMENTS: Director Krause, Director Castillo, Vice President Lindstrom and President Lawrence contributed.

13. FUTURE AGENDA ITEMS: Discussion regarding Airport revenue streams.

14. NEXT MEETING DATE:

Wednesday, May 13, 2026, at 4:00 p.m. – Special Board of Directors Meeting
Location: Temporary Terminal Building

15. ADJOURNMENT: 5:21 p.m.

Kam Lawrence, President
Board Of Directors

Attest: _____
Rebecca Cannon
Board Secretary

Big Bear Airport District
Profit & Loss Budget Performance
March 2026

	Mar 26	Jul 25 - Mar 26	Total Budget	\$ Over/(Under) Budget	% of Budget Target: 75%
Income					
4054 · State Subsidy	\$ -	\$ -	\$ 10,000	\$ (10,000)	0%
4055 · Tax Revenues	129,454	1,484,395	2,224,400	(740,005)	67%
4110 · Sales-Aircraft Fuel	50,612	440,156	666,100	(225,944)	66%
4200 · Auto Parking	650	5,600	8,000	(2,400)	70%
4206 · Events Revenue	-	1,000	1,000	-	100%
4210 · Commercial Leases	3,247	27,122	29,700	(2,578)	91%
4220 · Ground Lease	7,736	72,404	100,600	(28,196)	72%
4230 · Hangar Rentals	35,373	317,316	427,700	(110,384)	74%
4254 · Gate Access Remote/Key Repl.	-	80	200	(120)	40%
4255 · Aircraft Oil Sales	622	2,366	3,300	(934)	72%
4256 · Aircraft Stores Sales	-	-	900	(900)	0%
4260 · Souvenir Sales	303	2,835	7,000	(4,165)	41%
4270 · Storage Units	488	4,393	5,900	(1,507)	74%
4280 · Tiedown Rents	546	4,619	6,200	(1,581)	75%
4290 · Tiedown Transient	95	2,337	3,000	(663)	78%
4300 · RV/Camper Storage	1,280	12,320	17,300	(4,980)	71%
4305 · Reimbursed Expense	-	435,071	202,500	232,571	215%
4310 · Misc Revenue	-	-	600	(600)	0%
4320 · Late Fees-Tenant Rentals	104	176	300	(124)	59%
4325 · Sales Adjustment	-	-	-	-	-
Total Income	230,510	2,812,190	3,714,700	(902,510)	76%
Cost of Goods Sold					
5000 · COGS- Aircraft Fuel	38,306	328,938	598,300	(269,362)	55%
5005 · COGS-Souvenirs	-	-	5,800	(5,800)	0%
5010 · COGS - Oil	-	-	1,900	(1,900)	0%
5015 · COGS - Aircraft Stores	-	-	1,000	(1,000)	0%
Total COGS	38,306	328,938	607,000	(278,062)	54%
Gross Profit	192,204	2,483,252	3,107,700	(624,448)	80%
Expense					
5040 · Marketing	122	67,222	75,000	(7,778)	90%
5061 · Bank Charges/Credit Card Fees	2,320	24,045	33,700	(9,655)	71%
5090 · Contract Services	8,870	65,572	91,300	(25,728)	72%
5110 · Motorized Vehicle Fuel	1,473	10,648	27,200	(16,552)	39%
5125 · Directors' Expenses	500	9,625	13,700	(4,075)	70%
5140 · Dues & Subscriptions	213	11,819	16,500	(4,681)	72%
5150 · Staff Expenses	350	5,835	16,000	(10,165)	36%
5160 · Fees/Permits/Licenses	-	9,240	13,300	(4,060)	69%
5170 · Hazardous Waste Pickup	-	350	1,000	(650)	35%
5180 · Insurance-Liability Expense	-	74,706	85,000	(10,294)	88%
5182 · Insurance-Worker's comp	-	21,787	23,300	(1,513)	94%
5210 · Janitorial Supplies	107	1,535	2,300	(765)	67%
5215 · Manager's Expenses	-	15	2,100	(2,085)	1%
5230 · Office Operational Expense	563	3,249	5,200	(1,951)	62%
5250 · Professional Services	12,570	73,285	98,300	(25,015)	75%
5260 · Repair & Maintenance-AWOS	-	4,735	5,300	(565)	89%
5275 · R & M - Aircraft Fuel Farm	-	2,764	10,000	(7,236)	28%
5280 · Repair & Maintenance-Grounds	611	14,663	15,000	(337)	98%
5285 · Repair & Maintenance-Hangars	114	482	10,000	(9,518)	5%
5290 · Repair & Maintenance-Lighting	788	2,372	5,500	(3,128)	43%
5295 · R & M - Terminal Building	-	9	6,200	(6,191)	0%

Big Bear Airport District
Profit & Loss Budget Performance
March 2026

	Mar 26	Jul 25 - Mar 26	Total Budget	\$ Over/(Under) Budget	% of Budget Target: 75%
5300 · R & M - Motorized Equipment	24	22,383	32,000	(9,617)	70%
5305 · Repair & Maint Fire Extinguish	-	3,775	3,600	175	105%
5310 · Emerg Equip/Supplies	-	282	1,300	(1,018)	22%
5350 · CDTFE Dealer Tax	62	765	1,100	(335)	70%
5373 · Tools/Small Maint Equipment	133	3,355	5,000	(1,645)	67%
5390 · Winter Ops Contingency	-	-	6,000	(6,000)	0%
5400 · Utilities	17,105	127,114	161,900	(34,786)	79%
6565 · Salaries	73,397	573,786	798,200	(224,414)	72%
6570 · FICA-Employer	-	285	300	(15)	95%
6575 · Medicare-Employer	1,019	8,427	10,900	(2,473)	77%
6585 · Health, Life, Dent.& Vision Ins	26,418	224,409	317,400	(92,991)	71%
6590 · 457 Contribution-ER Match	3,265	20,856	24,000	(3,144)	87%
6594 · Survivor Benefit Expense	-	557	500	57	111%
6595 · Pension Expense	6,091	134,732	159,700	(24,968)	84%
6596 · Pension - ER Paid for EE	1,082	9,934	13,300	(3,366)	75%
6597 · GASB 68 Report Fee	-	350	700	(350)	50%
6599 · SSA218-CalPERS Annual AdminFee.	-	100	100	-	100%
Total Expense	157,197	1,535,068	2,091,900	(556,832)	73%
Net Ordinary Income	35,007	948,184	1,015,800	(67,616)	93%
Other Income/Expense					
Other Income					
4330 · Investment Revenue	8,328	249,413	285,800	(36,387)	87%
4332 · Unrealized Gain/(Loss) on Invmt	13,291	106,391			
Total Other Income	21,619	355,804	285,800	70,004	124%
Other Expense					
5205 · Interest Exp-Terminal Bldg Loan	-	217,523	217,500	23	100%
5207 · Term.Bldg. Loan Debt Service	-	230,000	230,000	-	100%
5039 · Capital Improvement Projects	295	100,149	110,000	(9,851)	91%
5042 · Airport Capital Impr Projects	4,432	274,989	121,900	153,089	226%
Total Other Expense	4,727	822,661	679,400	143,261	121%
Net Other Income	16,892	(466,857)	(393,600)	(73,257)	119%
Net Income	51,899	481,327	622,200	(140,873)	



Big Bear Airport District
Terminal Building Project Budget to Actual
Fiscal Year 2025/26
March 2026

	Total Project Activity	Total Project Budget	% of Budget
1 Funding Sources			
2 Use of Equity Funds (District Allocated Reserves)	\$ 1,604,388	\$ 3,494,000	45.9%
3 Use of Terminal Building Bond Fund (Loan)	7,484,842	7,150,000	100.0%
4 Other Funding Sources	-	3,967,500	0.0%
5 Total Funding Sources	9,089,230	14,611,500	62.2%
6 Project Expenses			
7 Terminal Bldg. Design (FY26 remaining)	156,780	251,200	62.4%
8 Terminal Bldg. Construction	8,932,450	14,360,300	62.2%
9 Total Project Expenses	9,089,230	14,611,500	62.2%
10 Net Increase/(Decrease) To Op Reserve	\$ -	\$ -	

Big Bear Airport District
Balance Sheet
As of March 31, 2026

	Mar 31, 26
ASSETS	
Current Assets	
Checking/Savings	
1040 · Checking Account	3,254,423
Total Checking/Savings	3,254,423
Accounts Receivable	
1140 · Accounts Receivable	11,811
Total Accounts Receivable	11,811
Other Current Assets	
1001 · Petty Cash	350
1125 · LAIF	300,370
1125.01 · LAIF - Fair Market Value	349
1127 · TD Ameritrade, Inc.	3,534,227
1128 · CLASS	2,008,219
1142 · Lease Receivable	335,806
1160 · Prepaid Medical/Life Insurance	46,227
1164 · Pre Paid Jet A Fuel Tax	9,417
1166 · Pre-Paid Expense	12,018
1181 · Inventory-Souvenirs	6,748
1182 · Inventory-Fuel	57,130
1183 · Inventory - Oil	6,519
1185 · Inventory - Aircraft Stores	4,156
1499 · Undeposited Funds	6,921
Total Other Current Assets	6,328,456
Total Current Assets	9,594,690
Fixed Assets	
1201 · Land	3,692,512
1220 · Land Improvements	18,172,525
1240 · Structure Improvements	5,726,203
1250 · Operating Equipment	4,184,403
1270 · Accumulated Depreciation	-21,973,321
1300 · Construction in Progress	3,189,400
Total Fixed Assets	12,991,721
Other Assets	
1150 · Deferred Outflows of Resources	636,719
Total Other Assets	636,719
TOTAL ASSETS	23,223,130

Big Bear Airport District
Balance Sheet
As of March 31, 2026

	Mar 31, 26
LIABILITIES & EQUITY	
Liabilities	
Current Liabilities	
Accounts Payable	
2001 · Accounts Payable	25,362
Total Accounts Payable	25,362
Other Current Liabilities	
2010 · Retention Payable	446,622
2123 · Accrued Vacation	88,307
2124 · Accrued Sick Leave	113,294
2200 · Sales Taxes Payable	12,712
2250 · Retirement Contribution Payable	-5,390
2255 · Survival Benefit Payable	-7
2265 · PERS 457 Payable	-3,216
2301 · Deposits-Tenant Security	33,786
2302 · Deposits-Gate Access	7,170
2303 · Deposits-Wait List	17,482
2320 · Prepaid Rents	53,369
Total Other Current Liabilities	764,128
Total Current Liabilities	789,490
Long Term Liabilities	
2525 · Terminal Building Loan	7,480,948
2600 · Net Pension Liability	840,024
2620 · Net OPEB Obligation	1,000,435
2625 · Deferred Inflows of Resources	748,951
2630 · DIR - Leases	331,356
Total Long Term Liabilities	10,401,714
Total Liabilities	11,191,204
Equity	
3900 · Retained Earnings	18,458,439
Net Income	-6,426,513
Total Equity	12,031,926
TOTAL LIABILITIES & EQUITY	23,223,130

Big Bear Airport District
US Bank CC Expense-Detail
March 2026

<u>Date</u>	<u>Memo</u>	<u>Amount</u>
US Bank		
03/20/2026	Shutter Vents for Restroom	114.15
03/20/2026	Hydraulic Fittings	23.69
03/20/2026	Welding Cosumables	133.20
03/20/2026	Ladder Rack Staps for Dodge	294.71
03/20/2026	Coffee Station Supplies	122.09
03/20/2026	Gloves, Drying Rack	106.54
03/20/2026	Paper, Checks, Deposit Slips, Stamps	563.04
03/20/2026	Ring Central	317.90
03/20/2026	Zoom, Webcam	212.98
03/20/2026	NVR Replacement Deposit	2,617.14
	Total US Bank	<u>4,505.44</u>
TOTAL		<u>4,505.44</u>

Big Bear Airport District Monthly Check Report March 2026

Date	Num	Name	Memo	Amount
03/04/2026	DD2966	Abby Darling-Erickson	Direct Deposit	0.00
03/04/2026	DD2967	Ariel Valenzuela	Direct Deposit	0.00
03/04/2026	DD2968	David Caballero	Direct Deposit	0.00
03/04/2026	DD2969	Hugo Medel-Valdes	Direct Deposit	0.00
03/04/2026	DD2970	James Ryan Goss	Direct Deposit	0.00
03/04/2026	DD2971	John M. Egerer	Direct Deposit	0.00
03/04/2026	DD2972	John R Melissa	Direct Deposit	0.00
03/04/2026	DD2973	Rebecca Cannon	Direct Deposit	0.00
03/18/2026	DD2974	Abby Darling-Erickson	Direct Deposit	0.00
03/18/2026	DD2975	Ariel Valenzuela	Direct Deposit	0.00
03/18/2026	DD2976	David Caballero	Direct Deposit	0.00
03/18/2026	DD2977	Hugo Medel-Valdes	Direct Deposit	0.00
03/18/2026	DD2978	James Ryan Goss	Direct Deposit	0.00
03/18/2026	DD2979	John M. Egerer	Direct Deposit	0.00
03/18/2026	DD2980	John R Melissa	Direct Deposit	0.00
03/18/2026	DD2981	Rebecca Cannon	Direct Deposit	0.00
*** Missing numbers here ***				
03/03/2026	4841	PERS - Retirement	457 Contribution PP ending 2/28/26	-3,216.06
03/03/2026	4842	PERS - Retirement	PP ending 2/28/26	-5,373.76
*** Missing numbers here ***				
03/16/2026	4850	PERS - Retirement	457 Contribution PP ending 3/14/26	-3,216.06
03/16/2026	4851	PERS - Retirement	PP ending 3/14/26	-5,373.76
*** Missing numbers here ***				
03/31/2026	4859		PERS Medical Premium - April	-26,033.93
03/31/2026	4860	PERS - Retirement	PP ending 3/28/26	-5,373.76
03/31/2026	4861	PERS - Retirement	457 Contribution PP ending 3/28/26	-3,216.06
*** Missing numbers here ***				
03/30/2026	33026	Angeles Contractor, Inc.	Work through 2/28/26	-226,079.25
*** Missing numbers here ***				
03/03/2026	35413	Wilson, Scott H-A06	Hangar Deposit Refund	-30.00
03/03/2026	35414	Big Bear City CSD.	BBAD	-923.22
03/03/2026	35415	Caballero, David.	March 2026 cell phone	-50.00
03/03/2026	35416	Cannon, Rebecca.	March 2026 cell phone	-50.00
03/03/2026	35417	Castillo, Steve	Monthly reimbursement - March 2026	-100.00
03/03/2026	35418	Comlock Security Group	BBAD	-1,237.20
03/03/2026	35419	DIY Home Center	0060-00061228	-5.81
03/03/2026	35420	Darling, Abby	March 2026 cell phone	-50.00
03/03/2026	35421	Gardner, Darrell	Monthly reimbursement - March 2026	-100.00
03/03/2026	35422	Goss, Ryan	March 2026 cell phone	-50.00
03/03/2026	35423	Krause, Wesley	Monthly reimbursement - March 2026	-100.00
03/03/2026	35424	Lawrence, Kam.	Monthly reimbursement - March 2026	-100.00
03/03/2026	35425	Lindstrom, Marikay.	Monthly reimbursement - March 2026	-100.00
03/03/2026	35426	Medel, Hugo	March 2026 cell phone	-50.00
03/03/2026	35427	Melissa, John	March 2026 cell phone	-50.00
03/03/2026	35428	Napa Auto Parts, Inc.	2285	-40.37
03/03/2026	35429	Southwest Gas	910000935051	-950.99
03/03/2026	35430	Valenzuela, Ariel.	March 2026 cell phone	-50.00
03/10/2026	35431	Parkhouse Tire, Inc.	25667	-294.43
03/10/2026	35432	Bear Valley Electric	Airport accounts	-14,309.12
03/10/2026	35433	Flyers Energy LLC	3685	-1,472.68
03/10/2026	35434	Streamline	10312FFC-0015 Mar 26	-257.25
03/10/2026	35435	Apostolou, Gregory H-A04	H-A04	-215.25
03/17/2026	35436	Mead & Hunt	R3228400	-8,367.00
03/17/2026	35437	AmeriGas	204159351	-1,391.03
03/17/2026	35438	Big Bear City CSD.	BBAD	-520.82
03/17/2026	35439	Mead & Hunt	R3228400	-4,431.50
03/17/2026	35440	Sonitrol of San Bernardino	23424,237693	-260.52
03/17/2026	35441	Standard Signs, Inc.	843	-736.47
03/25/2026	35442	Big Bear City CSD.	BBAD	-398.84
03/25/2026	35443	Nativescapes, Inc.	BBAD	-960.00
03/25/2026	35444	Shred-it, Inc.	12147987	-147.86
03/25/2026	35445	Standard Signs, Inc.	843	-51.39



0000163-0000705 PDF 926179

**Big Bear Airport District
PO Box 755
Big Bear City, CA 92314**

California CLASS

California CLASS

Average Monthly Yield: 3.6955%

	Beginning Balance	Contributions	Withdrawals	Income Earned	Income Earned YTD	Average Daily Balance	Month End Balance
Cash Reserve	2,001,936.38	0.00	0.00	6,282.81	18,862.12	2,002,139.05	2,008,219.19
TOTAL	2,001,936.38	0.00	0.00	6,282.81	18,862.12	2,002,139.05	2,008,219.19



Cash Reserve

Account Summary

Average Monthly Yield: 3.6955%

	Beginning Balance	Contributions	Withdrawals	Income Earned	Income Earned YTD	Average Daily Balance	Month End Balance
California CLASS	2,001,936.38	0.00	0.00	6,282.81	18,862.12	2,002,139.05	2,008,219.19

Transaction Activity

Transaction Date	Transaction Description	Contributions	Withdrawals	Balance	Transaction Number
03/01/2026	Beginning Balance			2,001,936.38	
03/31/2026	Income Dividend Reinvestment	6,282.81			
03/31/2026	Ending Balance			2,008,219.19	



California CLASS

California CLASS

Date	Dividend Rate	Daily Yield
03/01/2026	0.00000000	3.7375%
03/02/2026	0.000102280	3.7316%
03/03/2026	0.000102317	3.7346%
03/04/2026	0.000102112	3.7271%
03/05/2026	0.000101428	3.7021%
03/06/2026	0.000303507	3.6927%
03/07/2026	0.00000000	3.6927%
03/08/2026	0.00000000	3.6927%
03/09/2026	0.000101129	3.6912%
03/10/2026	0.000100901	3.6829%
03/11/2026	0.000100607	3.6722%
03/12/2026	0.000100650	3.6737%
03/13/2026	0.000301674	3.6704%
03/14/2026	0.00000000	3.6704%
03/15/2026	0.00000000	3.6704%
03/16/2026	0.000101241	3.6953%
03/17/2026	0.000101490	3.7044%
03/18/2026	0.000101180	3.6931%
03/19/2026	0.000100945	3.6845%
03/20/2026	0.000302712	3.6830%
03/21/2026	0.00000000	3.6830%
03/22/2026	0.00000000	3.6830%
03/23/2026	0.000100903	3.6830%
03/24/2026	0.000101005	3.6867%
03/25/2026	0.000101336	3.6988%
03/26/2026	0.000101467	3.7036%
03/27/2026	0.000304509	3.7049%
03/28/2026	0.00000000	3.7049%
03/29/2026	0.00000000	3.7049%
03/30/2026	0.000101308	3.6978%
03/31/2026	0.000101563	3.7071%

Performance results are shown net of all fees and expenses and reflect the reinvestment of dividends and other earnings. Many factors affect performance including changes in market conditions and interest rates and in response to other economic, political, or financial developments. Investment involves risk including the possible loss of principal. No assurance can be given that the performance objectives of a given strategy will be achieved. **Past performance is no guarantee of future results. Any financial and/or investment decision may incur losses.**

Columbia Capital Management, LLC
PORTFOLIO SUMMARY
Big Bear Airport District
Income
March 31, 2026

Security Type	Quantity	Total Cost	Market Value	Pct. Assets	Cur. Yield	Est. Annual Income
Fixed Income						
Agency Securities	2,250,000	2,217,794.51	2,239,466.21	63.7	3.6	0.00
	2,250,000	2,217,794.51	2,239,466.21	63.7	3.6	0.00
Cash and Equiv.						
Cash and Equivalents	0	164.05	164.05	0.0	0.2	0.33
Mutual Funds	29,829	29,828.52	29,828.52	0.8	4.6	1,379.04
Treasury Bills	1,250,000	1,242,171.25	1,244,569.12	35.4	3.6	0.00
	1,279,829	1,272,163.82	1,274,561.69	36.3	3.6	1,379.37
TOTAL PORTFOLIO	3,529,829	3,489,958.33	3,514,027.91	100.0	3.6	1,379.37

Columbia Capital Management, LLC
FIXED INCOME PORTFOLIO
Big Bear Airport District
Income
March 31, 2026

Quantity	Security	Unit Cost	Total Cost	Price	Market Value	Accrued Interest	Market Value +Accr.Int.	Pct. Assets	Yield To Mat.	Duration
Agency Securities										
1,000,000	FHLB 0%26 DUE 04/14/26	97.93	979,302.00	99.86	998,603.89	0.00	998,603.89	28.4	3.60	0.04
1,250,000	0.000% Due 04-14-26 FHLB 0%26 DUE 06/12/26	99.08	1,238,492.51	99.27	1,240,862.32	0.00	1,240,862.32	35.3	3.68	0.20
	0.000% Due 06-12-26									
			2,217,794.51		2,239,466.21	0.00	2,239,466.21	63.7	3.64	0.13
Cash and Equivalents										
	Cash		164.05		164.05		164.05	0.0		0.00
			164.05		164.05	0.00	164.05	0.0	0.00	0.00
Mutual Funds										
29,829	SCHWAB US TREASURY MONEY ULTRA	1.00	29,828.52	1.00	29,828.52		29,828.52	0.8		0.00
			29,828.52		29,828.52	0.00	29,828.52	0.8	0.00	0.00
Treasury Bills										
1,250,000	US TREASURY BILL26 U S T BILL DUE 05/14/26	99.37	1,242,171.25	99.57	1,244,569.12	0.00	1,244,569.12	35.4	3.57	0.12
	0.000% Due 05-14-26									
			1,242,171.25		1,244,569.12	0.00	1,244,569.12	35.4	3.57	0.12
			3,489,958.33		3,514,027.91	0.00	3,514,027.91	100.0	3.59	0.12

Columbia Capital Management, LLC
PERFORMANCE REPORT
GROSS OF FEES
Big Bear Airport District
Income
From 02-28-26 to 03-31-26

Portfolio Value on 02-28-26	3,504,001.27
Contributions	0.00
Withdrawals	0.00
Realized Gains	0.00
Unrealized Gains	7,933.25
Interest	1,930.66
Dividends	162.73
Portfolio Value on 03-31-26	3,514,027.91
Average Capital	3,504,001.27
Total Gain before Fees	10,026.64
IRR for 0.08 Years	0.29%

Columbia Capital Management, LLC
PERFORMANCE REPORT
GROSS OF FEES
Big Bear Airport District
Income
From 05-01-22 to 03-31-26

Portfolio Value on 05-01-22	0.00
Contributions	0.00
Withdrawals	0.00
Transfers In	2,999,733.00
Realized Gains	64,298.86
Unrealized Gains	24,069.58
Interest	389,092.26
Dividends	36,834.21
Portfolio Value on 03-31-26	3,514,027.91
Average Capital	2,932,606.11
Total Gain before Fees	514,294.91
IRR for 3.92 Years	17.54%

Columbia Capital Management, LLC
FIXED INCOME DISTRIBUTION
Big Bear Airport District
Income
 March 31, 2026

Summary Information

	Totals		Weighted Averages
Par Value	3,500,000	Average YTM	3.62
Market Value	3,484,035.34	Average Maturity (yrs)	0.12
Total Cost	3,459,965.76	Average Coupon (%)	0.00
Net Gain/Loss	24,069.58	Average Duration	0.13
Annual Income	0.00	Average Moody Rating	NR
Number of Issues	3	Average S&P Rating	NR

Distribution by Moody Rating

<u>Rating</u>	<u>Number</u>	<u>Mkt Value</u>	<u>% Bond Holdings</u>	<u>Average Y T M</u>	<u>Average Coupon</u>	<u>Average Duration</u>
Not Rated	3	3,484,035.34	100.0	3.6	0.000%	0.1

Distribution by S&P Rating

<u>Rating</u>	<u>Number</u>	<u>Mkt Value</u>	<u>% Bond Holdings</u>	<u>Average Y T M</u>	<u>Average Coupon</u>	<u>Average Duration</u>
Not Rated	3	3,484,035.34	100.0	3.6	0.000%	0.1

California State Treasurer
Fiona Ma, CPA



Local Agency Investment Fund
P.O. Box 942809
Sacramento, CA 94209-0001
(916) 653-3001

April 01, 2026

[LAIF Home](#)
[PMIA Average Monthly](#)
[Yields](#)

BIG BEAR AIRPORT DISTRICT

GENERAL MANAGER
P.O. BOX 755
BIG BEAR CITY, CA 92314

Tran Type Definitions

March 2026 Statement

Account Summary

Total Deposit:	0.00	Beginning Balance:	300,369.63
Total Withdrawal:	0.00	Ending Balance:	300,369.63

FY 2025-2026

NO.	APPORTIONMENT	COLLECTION PERIOD	APPORTIONMENT DATE	FUNDS AUTOMATICALLY DEPOSITED	CHECK AMOUNT
1.	Tax Roll Revenues	7/1/25 - 11/5/25	11/12/2025	11/14/2025	\$284,549.16
2.	Tax Roll Revenues	11/6/25 - 11/24/25	12/1/2025	12/3/2025	\$132,527.65
3.	Homeowners' Exemption Reimbursement - 15%	7/1/25 - 11/30/25	12/4/2025	12/8/2025	\$1,606.68
4.	Tax Roll Revenues	11/25/25 - 12/11/25	12/16/2025	12/18/2025	\$717,641.04
5.	Tax Roll Revenues - RPTTF Distribution*	4/29/25 - 12/11/25	12/22/2025	12/30/2025	\$98,432.34
6.	Tax Roll Revenues	12/12/25 - 12/31/25	1/7/2026	1/12/2026	\$33,528.08
7.	Homeowners' Exemption Reimbursement - 35%	12/1/25 - 12/31/25	1/13/2026	1/15/2026	\$3,748.93
8.	Tax Roll Revenues - Including VLF**	1/1/26 - 1/9/26	1/20/2026	1/22/2026	\$12,518.13
9.	Tax Roll Revenues - Including Unitary	1/10/26 - 1/29/26	2/11/2026	2/17/2026	\$70,388.88
10.	Tax Roll Revenues	1/30/26 - 2/20/26	3/4/2026	3/6/2026	\$43,328.51
11.	Tax Roll Revenues	2/21/26 - 3/20/26	3/25/2026	3/27/2026	\$86,125.92
12.	Tax Roll Revenues				
13.	Tax Roll Revenues				
14.	Homeowners' Exemption Reimbursement - 35%				
15.	Tax Roll Revenues - Including VLF and Unitary				
16.	Tax Roll Revenues - RPTTF Distribution*				
17.	Homeowners' Exemption Reimbursement - 15%				
18.	Tax Sales Excess Proceeds				
19.	Tax Roll Revenues				
20.	FY 2025-2026 Year-End Reconciliation				
21.	FY 2025-2026 Teeter Plan Adjustment				
	<i>* Redevelopment Property Tax Trust Fund</i>			Total	\$1,484,395.32



Date: May 13, 2026

To: Board of Directors

From: Ryan Goss, General Manager

Subject: Review and Possible Approval of FY 2025-26 Budget Amendment #2

Background:

As part of the proposed Fiscal Year 2026–27 budget, a total of \$120,000 has been allocated for IT and security build-out associated with the new terminal building. This budget amount accounts for the wiring of the entire building, materials, and labor necessary to support network infrastructure and security systems.

However, the FY 2026–27 budget does not take effect until July 1, 2026, and portions of the IT and security work must be completed prior to July to align with the current construction schedule. Delaying this work until the new fiscal year may result in construction inefficiencies and potential cost increases.

Discussion:

To maintain construction timelines and ensure proper integration of IT and security systems, staff is requesting a budget amendment of \$51,000 in FY 2025–26. This funding will allow contractors to complete critical early-stage work.

The remaining portion of the IT and security build-out will be completed in FY 2026–27 (\$72,000) including installation of hardware, system configuration, and final activation once construction is complete and staff is occupying the building.

Financial Impact:

Approval of the proposed budget amendment will:

- Allocate \$51,000 in FY 2025–26 for early-phase IT and security work
- Reduce the total amount required in FY 2026–27 for the project
- Improve the FY 2026–27 bottom line by shifting a portion of costs into the current fiscal year
- Help avoid potential cost increases associated with delayed or phased construction work

Overall, this approach results in a more efficient allocation of project costs across fiscal years and supports timely project completion.

Recommendation:

Staff recommends that the Board approve a budget amendment to the Fiscal Year 2025–26 budget in the amount of \$51,000 to support early implementation of Information Technology (IT) and security infrastructure for the new terminal building.

Attachment:

1. Proposed FY 2025-26 Budget Amendment #2



Big Bear Airport District Proposed Budget 2nd Amendment Fiscal Year 2025/26

		Adopted Budget 2025/26	Proposed Amended Budget	\$ Change
Capital Improvement Projects				
1	Terminal Building IT Buildout	\$ -	\$ 51,000	\$ 51,000
2	Total Capital Improvement Projects	\$ -	\$ 51,000	\$ 51,000

Net Increase to Reserves per Amended FY25/26 Budget: \$ 622,200

Adjusted Net Increase to Reserves after Amendment: **\$ 571,200**



Date: May 13, 2026

To: Board of Directors

From: Ryan Goss, General Manager

Subject: Authorization to Issue a Notice to Proceed and Negotiate a Professional Services Agreement with VC3, Inc. for Information Technology (IT) and Cybersecurity Services

Background:

At the January 14, 2026 Regular Board of Directors Meeting, the Board reviewed a draft Request for Proposals (RFP) for Information Technology and Cybersecurity Services and provided direction to staff to proceed with issuance. The RFP process was conducted to evaluate service models, compare pricing and service levels, and identify a qualified firm capable of supporting the District's long-term technology and cybersecurity needs.

The District issued the RFP and received proposals from multiple qualified firms. Staff conducted a comprehensive evaluation of each proposal using established criteria and following the initial evaluation, three (3) firms were invited to participate in an interview. Interviews allowed staff to further assess each firm's technical expertise, communication practices, response times, and ability to provide proactive and strategic IT and cybersecurity support.

Discussion:

Based on the results of the proposal evaluations and interviews, staff recommends VC3, Inc. as the firm that provides the best overall value to the District.

While several firms submitted qualified proposals, VC3, Inc. was selected for the following key reasons:

- **Cost Competitiveness:** VC3, Inc. submitted a competitive and cost-effective proposal when compared to other respondents, providing strong value for the level of service offered.
- **Familiarity with District Systems:** As the current service provider, VC3, Inc. has an in-depth understanding of the District's existing infrastructure, systems, and operational needs, reducing transition risks and minimizing potential service disruptions.
- **Proven Performance:** VC3, Inc. has demonstrated reliable service delivery, responsiveness, and the ability to effectively support the District's day-to-day operations.
- **Seamless Continuity of Service:** Retaining VC3, Inc. eliminates the need for a complex transition process, which can introduce risk, downtime, and additional costs.

Although the RFP process introduced alternative service providers, staff determined that none offered a combination of cost savings, service familiarity, and reduced operational risk that outweighed the benefits of continuing with VC3, Inc.

Upon Board direction, staff will proceed with issuing a Notice to Proceed to VC3, Inc. to allow for the continuation of services without interruption. Concurrently, the Board will authorize the General Manager to work with VC3, Inc. to negotiate and draft a Professional Services Agreement that defines the scope of services, service levels, and performance expectations. The finalized agreement will be brought back to the Board at a future meeting for review, discussion, and formal approval.

Recommendation:

Staff recommends that the Board of Directors:

1. Authorize the General Manager to issue a Notice to Proceed to VC3, Inc. for Information Technology and Cybersecurity Services; and
2. Authorize the General Manager to work with VC3, Inc. to negotiate and draft a Professional Services Agreement, with the final agreement to be presented to the Board at a future meeting for review, discussion, and approval.

Attachments:

1. RFP Summary/Evaluation Matrix

	Datanetix Solutions Inc.	Golden Five LLC	NEXT IT (SUBSCRIPTION)	VC3 Inc.	Visual Edge IT
Proposed 2025-26 Monthly Support Cost	\$6,512.00	\$3,000.00	\$1,992.00	\$1,820.00	\$5,900.00
Proposed 2026-27 Monthly Support Cost	\$6,707.36	\$3,000.00	–	\$1,892.00	\$5,900.00
Proposed 2027-28 Monthly Support Cost	\$6,908.00	\$3,000.00	–	\$1,968.00	\$5,900.00
Proposed 2028-29 Monthly Support Cost	\$7,115.84	\$3,000.00	–	\$2,047.25	–
Proposed 2029-30 Monthly Support Cost	\$7,329.31	\$3,000.00	–	\$2,129.14	–
36-month subscription	–	–	\$1,970.00/month	–	–
60-month subscription	–	–	\$1,793.00/month	–	–
Transition/Onboarding	\$16,592.00	\$7,000.00	–	\$900.00	\$6,500.00
Out-of-Scope Projects (hourly rate)	\$59.00 - \$150.00	\$85.00 - \$140.00	–	\$202.00 - \$239.00	\$165.00
After-hours Emergency Engineering	–	–	–	\$264.00	\$248.00
Proposed Travel Costs (round trip)	\$139.00	\$800.00	–		–
RFP Requested Documents					
Original Proposal (original signature) and 1 additional copy	✓	✗	✗	✗	✓
Thumb drive containing entire proposal in PDF format	✓	✓	✗	✓	✗
Attachment A: RFP Checklist	✓	✓	✗	✓	INCOMPLETE
Attachment B: Cost Proposal	✓	✓	☑	✓	☑
Attachment C: Reference Form	✓	✓	✗	✓	INCOMPLETE
Attachment D: Designated Contact List	✓	✓	✗	✓	INCOMPLETE
Attachment E: Records Request Disclosure Form	✓	✓	✗	✓	✓
Attachment F: Cert. Regarding Debarment/Suspension	✓	✓	✗	✓	✓
Attachment G: Non-Collusion Affidavit	✓	✓	✗	✓	INCOMPLETE
Attachment H: Information and Certification	✓	✓	✗	✓	INCOMPLETE
Written exceptions or deviations (if any) to SOW	✓	✓	✓	✓	✗
Acknowledgment of RFP Addenda	✓	✓	✓	✓	✓



Big Bear Airport District Proposed Budget Detail Fiscal Year 2026/27

	A	B	C	D	E
	Amended Budget 2025/26	Projected Year End 2025/26	Proposed Budget 2026/27	\$ Difference (C - A)	% Difference (D / A)
1 Revenue					
2 Operating Revenue					
3 Facility & Hangar Rentals	\$ 564,100	\$ 566,500	\$ 565,000	\$ 900	0.2%
4 Sales-Aircraft Fuel	666,100	610,400	666,100	-	0.0%
5 Aircraft Tie Downs, Parking & Souvenirs	45,700	40,400	43,600	(2,100)	-4.6%
6 Other Operating Revenues	1,900	1,000	1,000	(900)	-47.4%
7 Total Operating Revenue	1,277,800	1,218,300	1,275,700	(2,100)	-0.2%
8 Non-Operating Revenue					
9 Property Taxes	2,224,400	2,334,500	2,381,200	156,800	7.0%
10 Grant Revenue	-	-	-	-	0.0%
11 State Subsidy	10,000	10,000	10,000	-	0.0%
12 Investment Revenue	285,800	241,100	120,600	(165,200)	-57.8%
13 Total Non-Operating Revenue	2,520,200	2,585,600	2,511,800	(8,400)	-0.3%
14 Total Revenue	3,798,000	3,803,900	3,787,500	(10,500)	-0.3%
15 Cost of Goods Sold					
16 Aircraft Fuel	598,300	535,500	598,300	-	0.0%
17 Souvenirs	5,800	5,800	6,000	200	3.4%
18 Oil	1,900	2,000	2,100	200	10.5%
19 Aircraft Stores	1,000	100	1,000	-	0.0%
20 Total Cost of Goods Sold	607,000	543,400	607,400	400	0.1%
21 Gross Profit	3,191,000	3,260,500	3,180,100	(10,900)	-0.3%
22 Expense					
23 Marketing	75,000	68,200	75,300	300	0.4%
24 Bank Charges/Credit Card Fees	33,700	32,700	26,200	(7,500)	-22.3%
25 Board Election Costs	-	-	12,000	12,000	0.0%
26 Contract Services	92,100	85,500	95,400	3,300	3.6%
27 Motorized Vehicle Fuel	27,200	13,800	20,000	(7,200)	-26.5%
28 Directors' Expenses	13,700	13,700	14,900	1,200	8.8%
29 Dues & Subscriptions	16,500	14,100	14,500	(2,000)	-12.1%
30 Staff Expenses	16,000	8,400	16,500	500	3.1%
31 Fees/Permits/Licenses	13,300	13,900	13,900	600	4.5%
32 Hazardous Waste Pickup	1,000	500	1,000	-	0.0%
33 Insurance-Liability Expense	85,000	74,700	123,000	38,000	44.7%
34 Insurance-Worker's comp	23,300	23,300	27,800	4,500	19.3%
35 Janitorial Supplies	2,300	2,100	5,000	2,700	117.4%
36 Manager's Expenses	2,100	700	1,100	(1,000)	-47.6%
37 Office Operational Expense	5,200	4,000	5,200	-	0.0%
38 Professional Services	98,300	85,100	86,500	(11,800)	-12.0%
39 Repair & Maintenance-AWOS	5,300	7,100	13,000	7,700	145.3%
40 R & M - Aircraft Fuel Farm	10,000	9,100	10,000	-	0.0%
41 Repair & Maintenance-Grounds	15,000	21,100	35,000	20,000	133.3%
42 Repair & Maintenance-Hangars	10,000	600	10,000	-	0.0%
43 Repair & Maintenance-Lighting	5,500	2,400	5,500	-	0.0%
44 R & M - Terminal Building	6,200	-	6,200	-	0.0%
45 R & M - Motorized Equipment	32,000	22,400	23,100	(8,900)	-27.8%
46 Repair & Maint Fire Extinguish	3,600	3,800	3,800	200	5.6%
47 Emerg Equip/Supplies	1,300	400	1,300	-	0.0%
48 CDTFA Dealer Tax	1,100	1,100	1,100	-	0.0%
49 Tools/Small Maint Equipment	5,000	4,900	6,500	1,500	30.0%
50 Winter Ops Contingency	6,000	-	6,000	-	0.0%



Big Bear Airport District Proposed Budget Detail Fiscal Year 2026/27

	A	B	C	D	E
	Amended Budget 2025/26	Projected Year End 2025/26	Proposed Budget 2026/27	\$ Difference (C - A)	% Difference (D / A)
51 Utilities	161,900	172,500	188,900	27,000	16.7%
52 Salaries & Benefits					
53 Salaries	\$ 798,200	\$ 782,300	\$ 881,900	\$ 83,700	10.5%
54 FICA-Employer	300	400	400	100	33.3%
55 Medicare-Employer	10,900	11,700	11,900	1,000	9.2%
56 Health, Life, Dental & Vision Insurance	317,400	296,900	340,500	23,100	7.3%
57 Retirement Expense	197,500	204,800	234,700	37,200	18.8%
58 Total Salaries & Benefits	1,324,300	1,296,100	1,469,400	145,100	11.0%
59 Total Expense	2,091,900	1,982,200	2,318,100	226,200	10.8%
60 Capital Improvement Projects & Debt Service					
61 Pavement Rehabilitation/Crack Filling	25,000	23,800	25,000		
62 Utility Truck Purchase	85,000	76,100	-		
63 Snow Plow for Utility Truck	-	-	18,000		
64 Terminal Building - IT/Security Build Out	-	-	72,000		
65 Terminal Building - Furniture	-	-	120,000		
66 Total Capital Improvement Projects	110,000	99,900	235,000		
67 Airport Capital Improvement Proj. (FAA Funded)					
68 Runway 08-26 Rehabilitation, Fog Seal, Restriping	50,000	-	467,000		
69 AWOS Replacement	33,000	267,600	-		
70 Taxiway A - Rehab Design	5,000	3,000	-		
71 Snow Removal Equipment	33,900	33,900	1,323,900		
72 Total Airport Capital Improvement Proj. (FAA Funded)	121,900	304,496	1,790,900		
73 Reimbursed Expenses (FAA Funding)	(202,500)	(435,100)	(1,701,400)		
74 Debt Service-Terminal Building Loan	447,500	447,500	445,600		
75 Total CIP Projects & Debt Service	476,900	416,800	770,100		
76 Net Increase/(Decrease) To Reserves	\$ 622,200	\$ 861,500	\$ 91,900		



Big Bear Airport District Terminal Building Project Budget Fiscal Year 2026/27

		Total Project Budget	Total Activity as of 6/30/26	Remaining Project Budget
1	Funding Sources			
2	Use of Equity Funds (District Allocated Reserves)	\$ 3,494,000	\$ 1,366,409	\$ 2,127,591
3	Use of Terminal Building Bond Fund (Loan)	7,150,000	7,484,842	-
4	Other Funding Sources	3,967,500	-	3,632,658
5	Total Funding Sources	14,611,500	8,851,251	5,760,249
6	Project Expenses			
7	Terminal Bldg. Design (FY26)	251,200	156,780	94,420
8	Terminal Bldg. Construction	14,360,300	8,694,471	5,665,829
9	Total Project Expenses	14,611,500	8,851,251	5,760,249
10	Net Increase/(Decrease) To Operating Reserves	\$ -	\$ -	\$ -

Big Bear City | Runway Operations Report

Report Date Range: 03/2026

Total Operations

1,199

Landings

533

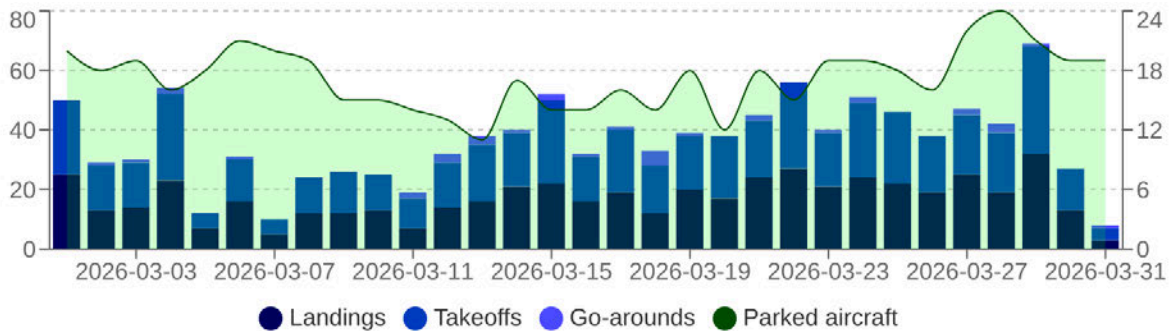
Takeoffs

555

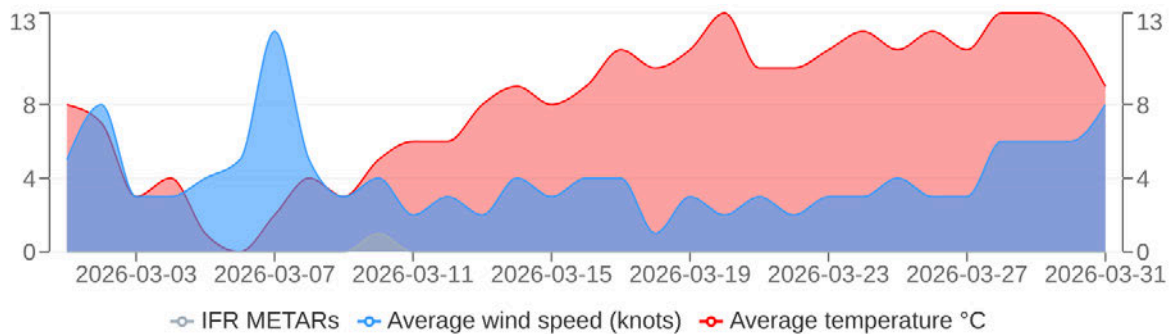
Go-Arounds

36

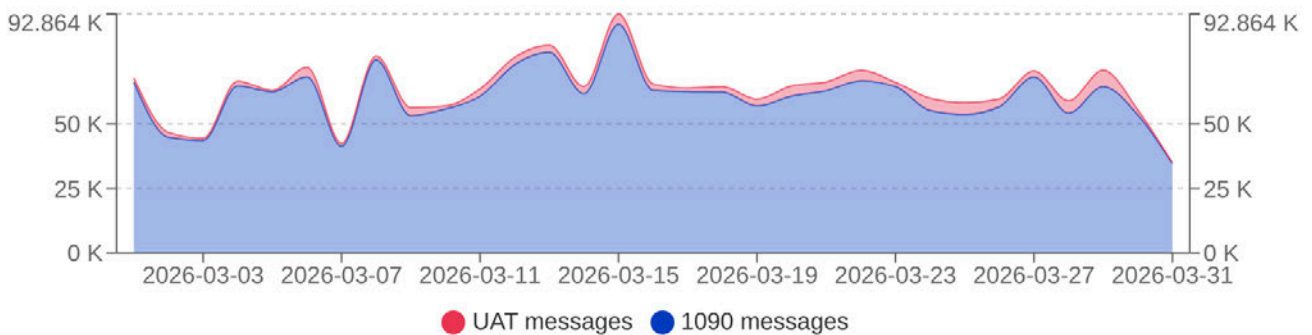
Operations by Day



Weather Conditions



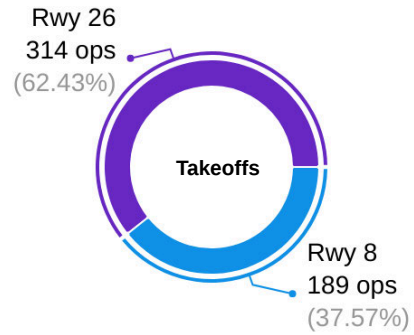
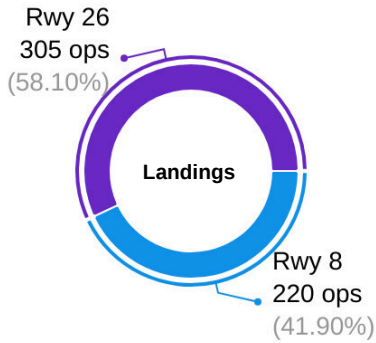
Receiver health



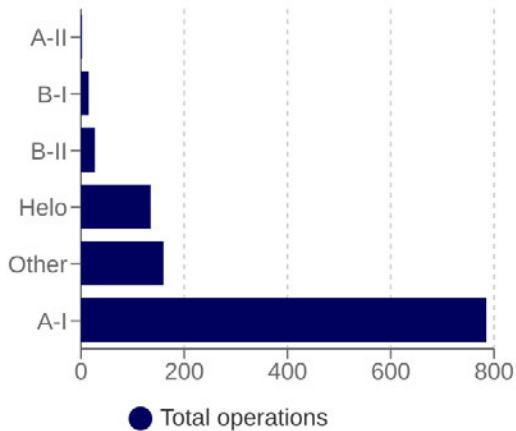
Big Bear City | Runway Operations Report

Report Date Range: 03/2026

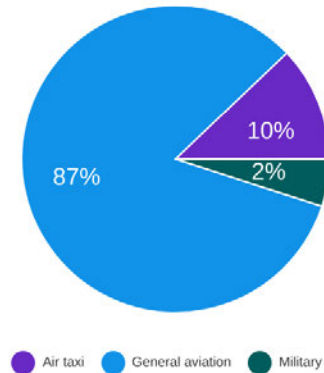
Operations by Runway



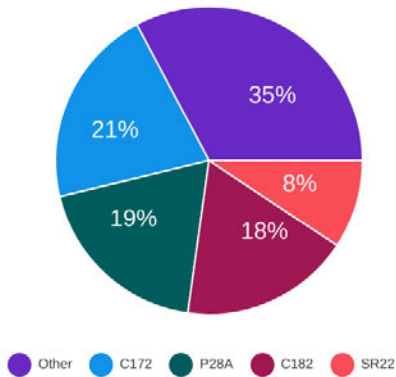
Operations by Category



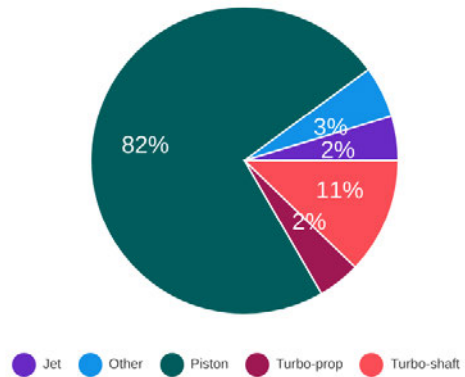
Operations by Type



Top Aircraft Types



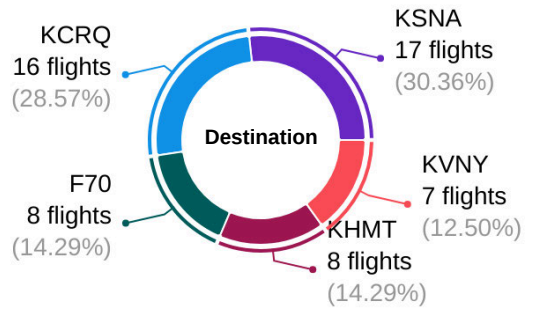
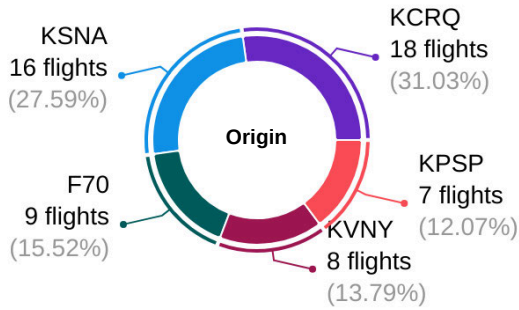
Operations by Engine Type



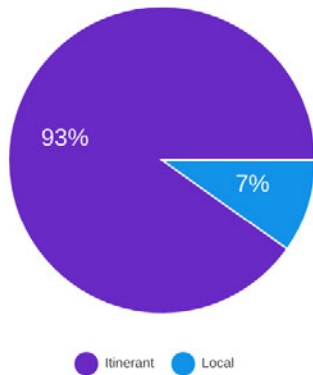
Big Bear City | Runway Operations Report

Report Date Range: 03/2026

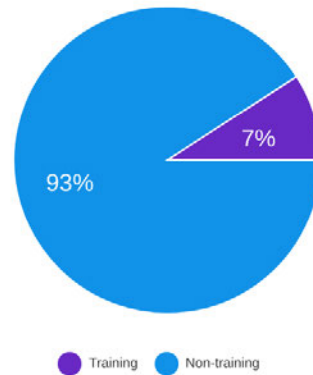
Top Airports



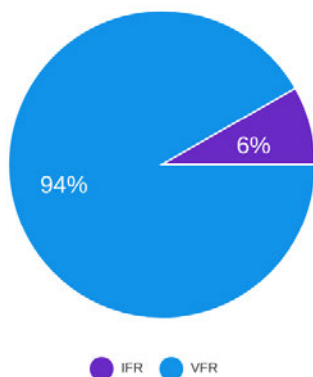
Local vs Itinerant Flights



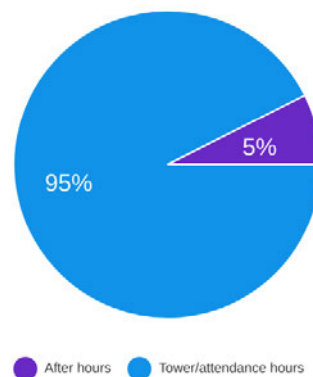
Training Operations



IFR vs VFR Flights



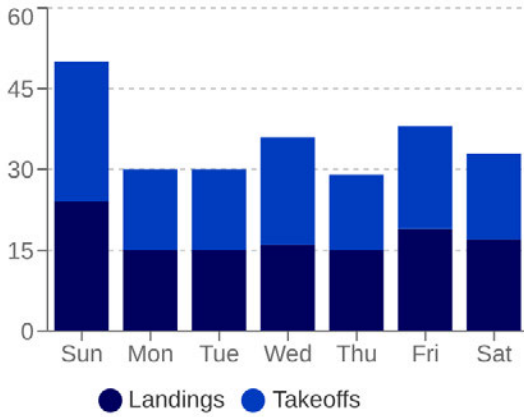
After Hours Operations



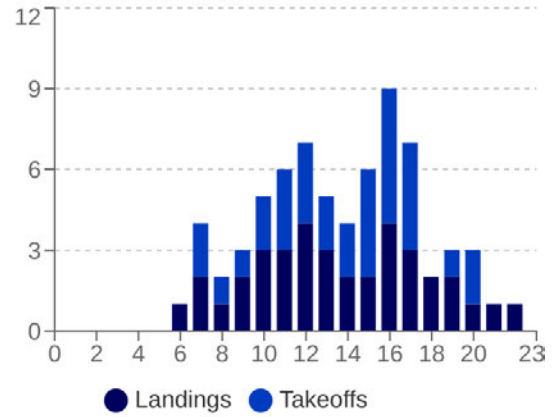
Big Bear City | Runway Operations Report

Report Date Range: 03/2026

Operations by Day of Week

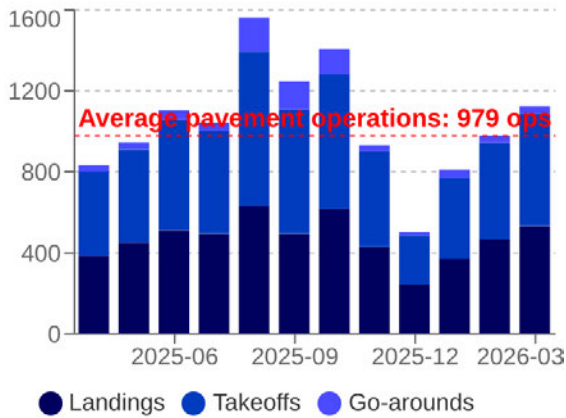


Operations by Hour



Historical Data

Landings and Takeoff By Month



Busiest Days on Record

Rank	Date	Pavement ops	Aircraft
1	2022-09-07 (W)	235	9
2	2022-09-06 (Ti)	150	15
3	2023-03-03 (Fi)	139	64
4	2023-01-28 (S)	137	49
5	2023-01-21 (S)	130	52
6	2022-12-26 (M)	121	52
6	2022-09-05 (M)	121	23
7	2024-02-11 (S)	115	55
7	2023-04-01 (S)	115	53
8	2023-10-21 (S)	110	38